



Indoor/Outdoor LED Birch Tree



GH9077
(1.2m with White/Cool White LEDs)



GH9078
(1.8m with White/Warm White LEDs)

Thank You

Thank you for purchasing your St Helens Home and Garden product.

This manual forms part of the product and should be kept with the product at all times. If the product is sold on then the manual should be included.

Safety

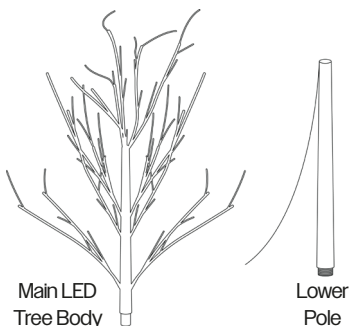
- This appliance can be used by children aged years and above, as well as persons with reduced physical, sensory, or mental capabilities, or lack of experience and knowledge, provided they have been given supervision or instruction on using the product safely and understand the hazards involved.
- Children should not play with this product.
- Cleaning and user maintenance should not be carried out by children, without supervision.
- Do not site the power supply in bathrooms, wet rooms, or other damp locations.
- Do not use the power supply in areas where paint, petrol, or other flammable liquids are used or stored.
- Always switch off and unplug the power supply when not in use.
- Use the power supply only with this LED Tree, which is for decorative purposes only.
- Before each use, check the LED Tree and it's power supply for any signs of damage. If any damage is detected, stop using it immediately and consult your supplier.
- Do not leave the power supply switched on when unattended.
- This product is designed for domestic use only and is not suitable for commercial applications.
- There are no user-serviceable parts inside this product. If repairs are needed, contact a qualified service centre.
- Keep children under the age of 8 years away from the LED Tree unless continuously supervised.
- Fix to the ground using the fixing points on the base of the product.
- While the LED Tree itself is water-resistant, the power supply **IS NOT. ALWAYS** keep the power supply indoors and away from water. If necessary you can use a waterproof power box with a rating of at least IP68 to protect the power supply against water exposure.

Warning

- The light source of this luminaire is not replaceable; when the light source reaches it's end of life, the whole luminaire must be replaced.
- Do not connect this lighting chain electrically to another lighting chain.
- The lighting chain must only be used with the provided power supply.
- Ensure the power supply is plugged into the mains supply indoor and is not placed outdoor.
- The external flexible cable or cord of this luminaire cannot be replaced; if the cord is damaged the luminaire must be destroyed.

- This luminaire is for indoor and outdoor use.
- Please unplug the product fully from the mains socket when not in use.
- This lighting chain is intended for decorative purposes only and is not suitable for household room illumination.
- **WARNING - THIS LIGHTING CHAIN MUST NOT BE USED WITHOUT ALL GASKETS BEING IN PLACE**
- Do not connect the lighting chain to the mains whilst it is still in its packaging.
- Avoid damage to the LED Driver, LEDs and wiring insulation. If the luminaire is damaged, it should be discarded.

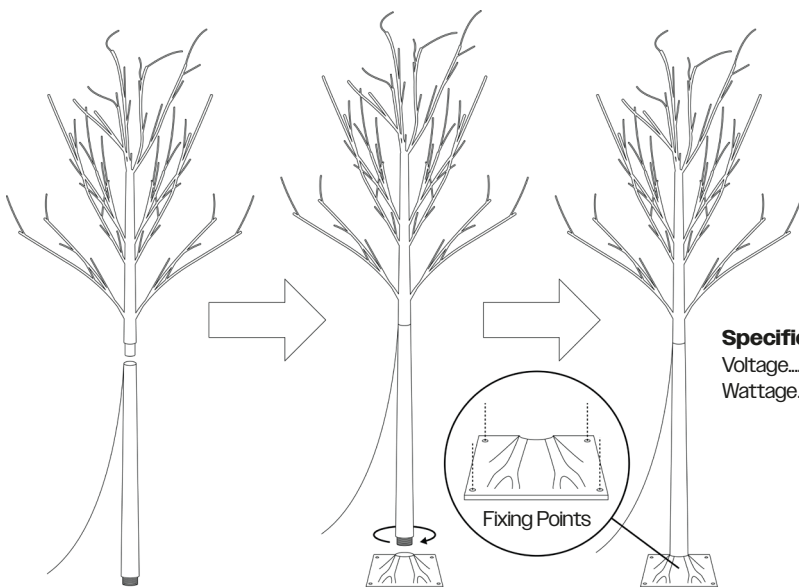
Parts List



Base

Assembly

- Remove the LED Tree and all its accessories from the packaging and check for damage. If any damage is detected, please do not use.
- Assemble the LED Tree as per the diagram below.
- Locate the LED Tree on stable ground and secure using the fixing holes indicated (fixings not supplied)
- Run the power supply cable indoors from the LED Tree to the power supply. Ensure the cable is positioned safely to avoid tripping hazards.
- Attach the cable to the power supply and plug the power supply into a standard UK socket. Switch on at the mains.



Specification

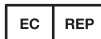
Voltage.....230Vac 50Hz to 24Vdc
Wattage.....3.6W

Cleaning and Maintenance

- Always switch off and unplug the LED Tree before cleaning or performing any maintenance.
- Clean the LED Tree and LED lights gently using a soft, dry cloth. Avoid using abrasive or corrosive cleaning agents.
- Regularly inspect the power supply cable and power supply for any damage. If any issues are detected, discontinue use until the problem is resolved.
- Store the LED Tree in a cool, dry place when not in use to prolong its lifespan



Name: Electrovision Ltd.
Address: Lancots Lane, Sutton Oak, St. Helens, WA9 3EX
Tel: 01744 745 000 | **E-mail:** sales@electrovision.co.uk



Name: Aidapt B.V.
Address: Algolweg 22, Amersfoort, 3821BH, NL
Tel: +31 0332779210 | **E-mail:** nederland@aidapt.eu