



This user manual contains essential information in relation to safe use and should be retained with the walking stick for reference

Walking Sticks



User Manual

Folding Walking Sticks (height adjustment 820mm to 920mm)

VP155	Ergonomic walking stick (left hand)
VP156	Ergonomic walking stick (right hand)
VP155EA	Height adjustable walking stick comfort gel handle (black)
VP155EB	Height adjustable walking stick comfort gel handle (purple)
VP155EC	Height adjustable walking stick comfort gel handle (grey)
VP155ED	Height adjustable walking stick comfort gel handle (pink)
VP155EF	Height adjustable walking stick comfort gel handle (teal)
VP155EG	Height adjustable walking stick comfort gel handle (blue)
VP155FG	Height adjustable walking stick comfort gel handle (floral)
VP155F	Walking stick with wooden handle
VP155FC	Walking stick floral (black)
VP155FD	Walking stick floral (blue)
VP155KB	Height adjustable walking stick (red)
VP155KD	Height adjustable walking stick (brown)
VP155KE	Height adjustable walking stick (blue)
VP155KG	Height adjustable walking stick (black)



Aidapt Bathrooms Limited
Lancots Lane
Sutton Oak
St Helens
Merseyside WA9 3EX UK



Introduction

Thank you for purchasing this Aidapt Walking Stick. This user manual has been created to ensure that you are in possession of the knowledge to safely use and maintain your walking stick.



This manual contains essential safety information, it must be thoroughly read and understood prior to use. The manual should be retained with the walking stick and made available to all users.

This manual contains various Warnings, Cautions and Notes. These should be regarded as follows;

WARNINGS

Warnings used in this manual relate to conditions which, if not followed, may result in physical injury to yourself or others.

CAUTIONS

Cautions used in this manual relate to conditions which, if not followed, may result in damage to the device.

Please ensure that you fully understand the contents of this manual prior to use of the equipment. Should you be unsure of any point, please to contact us for clarification on 01744 745020 or at sales@aidapt.co.uk.

Intended Use

A walking aid with one leg and a handgrip or curved handle, used to support a person to maintain their balance and support their weight while walking. These walking sticks are height adjustable and can fold for easy storage/transportation.

Manufacturer Information

This walking stick has been supplied by:



Aidapt Bathrooms Limited
Lancots Lane
Sutton Oak
St Helens
Merseyside WA9 3EX UK



0044 (0)1744 745020



sales@aidapt.co.uk



www.aidapt.co.uk

European Authorised Representative

This walking stick has been placed on the EU market by:



Aidapt BV Algolweg 22, 3821BH Amersfoort
Netherlands
E-mail: nederland@aidapt.eu

Compliance Marking



Your walking stick has been designed and tested in compliance with the requirements of Standard BS EN 1985, the EU Medical Device Regulations 2017/745 and the UK Medical Devices Regulations. The device carries UKCA and CE marks to demonstrate compliance with the relevant Regulations.

Device Life Expectancy

We expect a life expectancy of 2 years for this product, provided that:

- It is used in strict accordance with the intended use as set out in this document.
- All service and maintenance requirements are met.

The estimated life expectancy can be exceeded if the product is carefully used and properly maintained.

The life expectancy can also be considerably reduced by extreme or incorrect usage.

The life expectancy for this product does not constitute an additional warranty.

Safety Considerations

Please ensure that you read and fully understand all of the below safety considerations prior to use of the walking stick.



Safety Warnings



WARNING

SWL The safe working load (SWL) is the maximum user weight. Exceeding the listed weight capacity could put the user at risk. The maximum safe working load is clearly identified on each walking stick. This must not be exceeded, if you are over the specified weight capacity please contact the product specifier or your Occupational Therapist and do NOT use the walking stick

100KG (15.5 Stone) Weight Limit

VP155	Ergonomic walking stick (left hand)
VP156	Ergonomic walking stick (right hand)
VP155EA	Height adjustable walking stick comfort gel handle (black)
VP155EB	Height adjustable walking stick comfort gel handle (purple)
VP155EC	Height adjustable walking stick comfort gel handle (grey)
VP155ED	Height adjustable walking stick comfort gel handle (pink)
VP155EF	Height adjustable walking stick comfort gel handle (teal)
VP155EG	Height adjustable walking stick comfort gel handle (blue)
VP155FG	Height adjustable walking stick comfort gel handle (floral)
VP155F	Walking stick with wooden handle
VP155FC	Walking stick floral (black)
VP155FD	Walking stick floral (blue)
VP155KB	Height adjustable walking stick (red)
VP155KD	Height adjustable walking stick (brown)
VP155KE	Height adjustable walking stick (blue)
VP155KG	Height adjustable walking stick (black)



WARNING Height Adjustment The walking stick features height adjustment which must be set to suit the user prior to first use. Refer to page 4 for details.



CAUTION Avoid using knives or other sharp instruments to remove packaging, as this may cause damage to the product.



WARNING Check the walking stick for signs of visual damage. If damage is seen or a fault is suspected, the walking stick must NOT be used and you should contact your supplier for support.

Use of the Walking Stick




Please ensure that you have thoroughly read and understood all of the instructions and safety considerations in this User Manual.

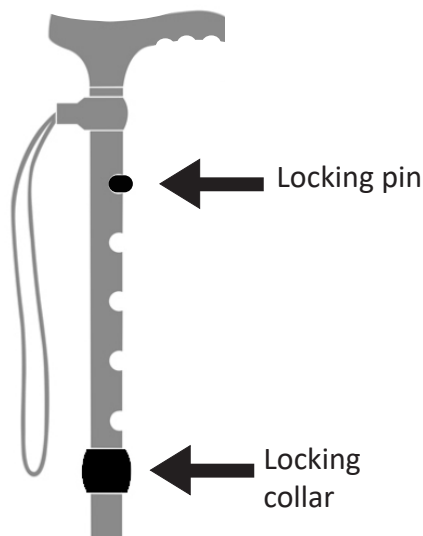
Pre-use Checks


Prior to each use it is essential that the walking stick is visually checked for damage. This includes the condition of the stick, ferrules and handle, ensuring that the height adjustment pin and collar are secure and that the elastic cord is not frayed or broken. Should damage be seen or suspected the walking stick must NOT be used and you should contact your equipment provider.

Height Adjustment (between 820mm and 920mm)

1. Locate and loosen the locking collar by turning it clockwise
2. Grip the stick with one hand whilst pushing the metal locking pin down with the other hand so that the locking pin retracts fully into the shaft.
3. Select the required height by adjusting the top section of the shaft in an upwards or downwards motion and release the locking pin into the required hole position.
4. Once adjusted to the necessary height, secure the tightening nut by turning it anti-clockwise until secure.


 **WARNING** Prior to use always ensure that the locking pin fully protrudes from the selected hole position and by applying downward pressure on the handle of the walking stick has been assembled correctly.



 **WARNING** If there is any doubt as to the correct height for the user, a competent healthcare professional should be consulted.

Folding the Walking Stick

1. Hold the top section in one hand, pull the next section down until the elasticated bungee cord is visible. Fold up to meet the top section.
2. Repeat for all remaining sections of the stick walking stick as per the photo.

 **WARNING** The elasticated bungee cord is under tension. Please ensure you have secure hold on the walking stick when folding or unfolding. Be aware of finger traps.



Care and Maintenance

Maintenance & Re-issue

In addition to pre-use checks detailed, in order to ensure that your walking stick remains safe and reliable, a care and maintenance schedule should be established.

Maintenance Schedule	
Weekly	Periodically and at Re-issue
<ul style="list-style-type: none">• Check walking stick for bent or damaged tube and cracks on tube	<ul style="list-style-type: none">• Check handle for wear• Ensure that height adjustment holes show no sign of elongation and securely hold pin in place• Ensure that locking collar is fully functioning• Check ferrules (rubber tips) for wear or damage



WARNING The walking stick should be removed from use immediately should signs of wear or damage be identified.

Cleaning & Disinfection

All of the product components are manufactured from quality materials. However, it is very important that you only clean your walking stick using a non-abrasive cleaner or mild detergent and a soft cloth. Avoid using limescale remover; abrasive cleaners (e.g CIF) and abrasive cleaning pads, all of which may seriously damage the walking stick.

Important Information

The information given in this instruction booklet must not be taken as forming part of or establishing any contractual or other commitment by Aidapt Bathrooms Limited, Aidapt (Wales) Ltd or its agents or its subsidiaries and no warranty or representation concerning the information is given.

Please exercise common sense and do not take any unnecessary risks when using this product; as the user you must accept liability for safety when using the product.

Please do not hesitate to contact the person who issued this product to you or the manufacturer (detailed below) if you have any queries concerning the assembly/use of your product.

