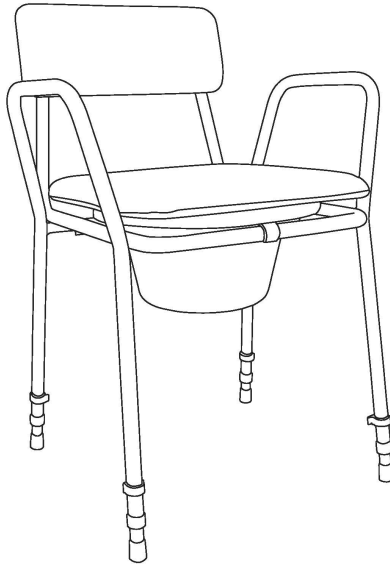


Stacking Commodes

Fixing and Maintenance Instructions

Product Code	Description	Weight Limit
VR160X	Stacking Commode (Non-Height Adjustable)	170kg (26 st.)
VR161X	Stacking Commode (Height Adjustable)	170kg (26 st.)
VR162X	Stacking Commode (Height Adjustable & Removable Arms)	170kg (26 st.)



Do not exceed the weight limit stated – doing so could put the user at risk.
NB. This equipment must be installed by a competent person and a risk assessment may be needed as to the suitability of the product for the particular user.

READ BEFORE USE

Before using your new product, you and each person that may assist you in its use should take time to read this manual and follow all instructions.

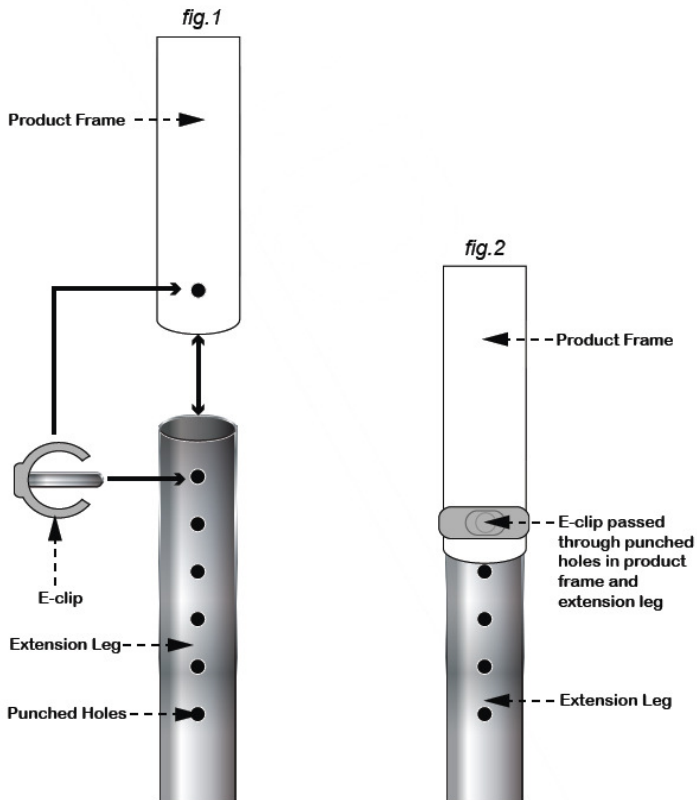
INTRODUCTION

Thank you for deciding to purchase your Commode or Toilet Seat from Aidapt. This product is manufactured from the finest materials available. When used correctly it is designed to give many years of reliable, trouble-free service.

ALL COMMODES

Please examine your commode for any visible damage before using. If you see any damage or suspect a fault, please contact your supplier.

In this case, please do not use your product as it may compromise your safety.



ADJUSTMENT OF LEGS (IF APPLICABLE)

Remove the 'E' clip from the extension leg and extend all legs evenly to the desired height ensuring you do not exceed the last punched hole of the extension leg. (see fig. 1)

Once you have achieved the height you need, re-install the 'E' clip ensuring that it has passed through the extension leg and is fitting neatly and snugly around the commode leg. (see fig. 2)

Make sure that all legs are sitting evenly onto the floor; never extend legs in a manner that the commode is slanting. This will compromise the safety of the user.

COMMODE BUCKETS (ALL COMMODES)

To remove the commode bucket, simply lift the toilet seat and fix the lid provided onto the bucket to avoid splashing and carefully raise the bucket and dispose of the contents into a proper sluice or WC. Never use an open drain, sink or basin. This could cause a serious health risk. Clean out the residue with a suitable disinfectant and refit to the commode after use

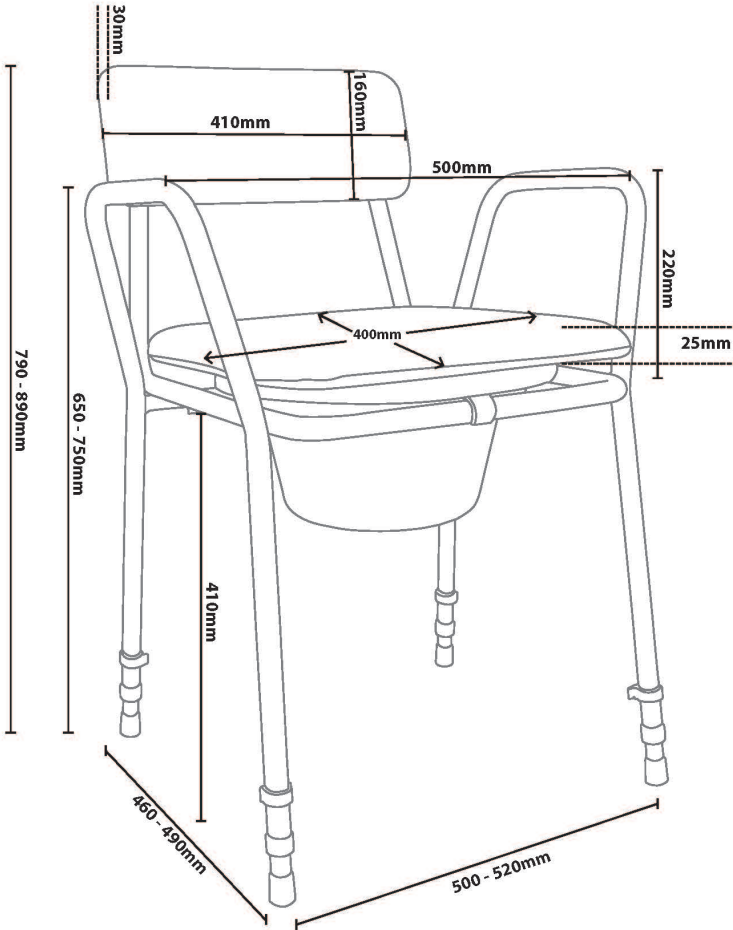
CLEANING (ALL COMMODES)

All commodes must be cleaned using a non-abrasive cleaner or can be pressure washed. However, always ensure that any chemicals you use with your pressure washing will not affect chrome plate, polymer coating or epoxy powder coating. After cleaning use a water dispersing agent such as WD40 on all joints and castors to reduce the chance of premature rust or seizure.

TECHNICAL SPECIFICATION

	VR160X	VR161X	VR162X
Colour	Brown	Brown	Brown
Max user weight	170kg	170kg	170kg
Net weight	5.4kg	5.9kg	5.9kg
Height	790mm	790-890mm	790-890mm
Width	500mm	500-520mm	500-520mm
Depth	460mm	460-490mm	460-490mm
Height adjustments	NIL	5	5
Transport dimensions	810x520x480mm	810x520x480mm	810x520x480mm

TECHNICAL SPECIFICATION



REISSUE

If you reissue or are about to reissue this product, please thoroughly check all components for their safety.

This includes:

- Tightness of all nuts/ bolts/castors
- Other screw in/ bolt in/ push in components.

If in any doubt, please do not issue or use, but immediately contact your supplier for service support.

When reissuing, a risk assessment may be required as to the suitability of the chair for a particular user.

IMPORTANT INFORMATION

The information given in this instruction booklet must not be taken as forming part of or establishing any contractual or other commitment by Aidapt Bathrooms Limited, Aidapt (Wales) Ltd or its agents or its subsidiaries and no warranty or representation concerning the information is given.

Please exercise common sense and do not take any unnecessary risks when using this product; as the user you must accept liability for safety when using the product.

Please do not hesitate to contact the person who issued this product to you or the manufacturer (detailed below) if you have any queries concerning the assembly/use of your product.

CARE & MAINTENANCE

Please make a safety check of the product at regular intervals or if you have any concerns.

Do not allow children or unauthorised persons to play with the equipment or use without proper supervision.

Aidapt Bathrooms Ltd, Lancots Lane, Sutton Oak, St Helens, WA9 3EX
Telephone: +44 (0) 1744 745 020 • Fax: +44 (0) 1744 745 001 • Web: www.aidapt.co.uk
Email: • sales@aidapt.co.uk