


# GH343 Garden Kneeler/Bench Usage and Maintenance Instructions

**NB. This equipment must be installed by a competent person.**

**Weight Limit: 110 kg (17 stone)**

**NB. The weight limit must not be exceeded. Doing so could put the user at risk.**



## 1. Introduction to the Garden Kneeler/Bench

Thank you for deciding to purchase Garden Kneeler/Bench from Electrovision. This item is manufactured from the finest materials and components available. When installed and used correctly it is designed to give many years of reliable trouble-free service. **Please examine your product for any visible damage before using. If you see any damage or suspect a fault, please contact your supplier.**

## 2. Cleaning

The Garden Kneeler/Bench should be cleaned using a non-abrasive cleaner or mild detergent with a soft cloth. Only use a mild detergent or disinfectant; never use an abrasive cleaner. Always ensure that you wipe dry all equipment and treat joints with a water dispersing agent, e.g. WD40.

## 3. Important Information

The information given in this instruction booklet must not be taken as forming part of or establishing any contractual or other commitment by Electrovision Limited or its agents or its subsidiaries and no warranty or representation concerning the information is given.

Please exercise common sense and do not take any unnecessary risks when using this product; as the user you must accept liability for safety when using the product.

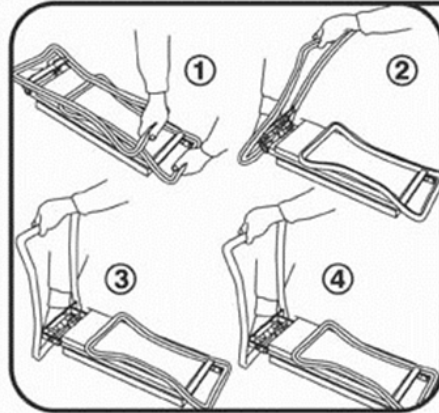
## 4. Reissue

If you reissue or are about to reissue this product, please thoroughly check all components for their safety.

If in any doubt, please do not issue or use, but immediately contact your supplier for service support.

## 5. Maintenance

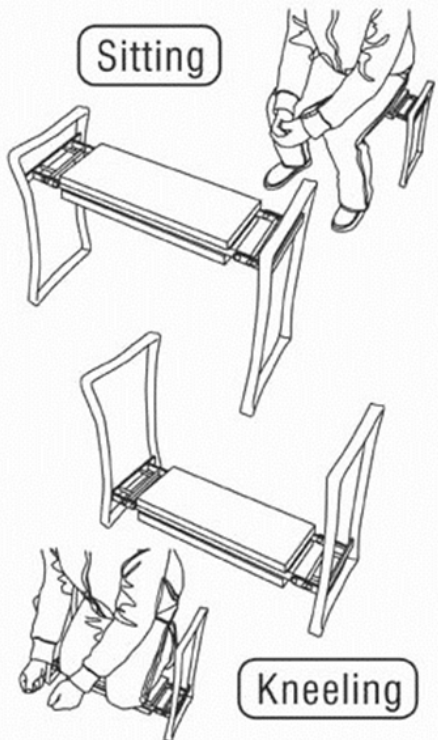
Please make a safety check of the product at regular intervals or if you have any concerns.

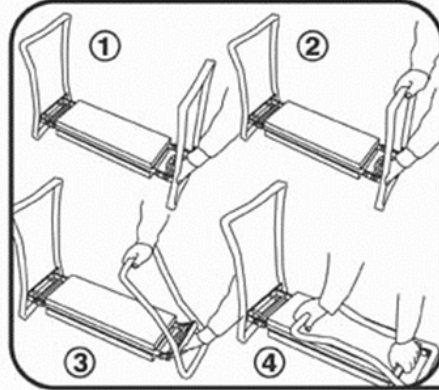


**To Unfold Legs for use:**

To open, place bench upside down (in kneeler position). To unfold each leg one at a time, grasp and press release rod. Slowly pull leg outward. When fully extended, make sure release rod clicks into place.

## Folding Garden Bench Instructions





**To Fold Legs for Storage:**

To close, place bench upside down (in kneeler position). To Fold each leg, grasp and press release rod. Slowly fold each leg down one at a time.