



GH329

Live Animal Trap



User Manual

Please retain for future reference

IMPORTANT

Installer and users please note:

Please read the entire instruction manual before using the product and then save it for future reference. We reserve the right for any errors in text or images and any necessary changes made to technical data.

PRODUCT SAFETY


- WARNING: Choking hazard. Small parts. Keep away from children and pets
- WARNING: Sharp edges. Take care when assembling and setting the trap
- Children shall not play with the trap.
- Take care handling the trap when it is armed, as it could trigger and cause personal injury
- Do not use the trap for anything other than its intended use.

! IMPORTANT INFORMATION !


Once you know an animal is confined in a trap, their welfare is governed by the Animal Welfare Act 2006. This means the person setting the trap is responsible for their welfare and it is an offence to cause, or fail to prevent, unnecessary suffering to the animal. Alternatively, it is an offence to release certain species such as the black rat (*Rattus rattus*) or far dormouse (*G. glis*) into the wild (except under licence); this means that the use of a live-catch trap in relocating such a rodent would constitute an offence. It is recommended that you seek advice from the relevant environmental agency governing your local area.

USAGE INSTRUCTIONS.


1. Unlock the trap door by squeezing the locking tab



2. Slide the trap door upwards



3. Allow the trap door to rest on the trigger rod



4. Move the other end of the trigger rod into position near the upright rod from the trigger plate



5. Position the trigger rod behind the upright rod of the trigger plate and allow the tension from the trigger rod to hold it in place.



6. The trap is now armed, carefully place bait near the trigger plate and place the trap in the required location. Check trap regularly.

CLEANING INSTRUCTIONS

The trap should be cleaned periodically and each time after use with warm water and mild detergent.

SERVICE WARRANTY

Electrovision guarantees the product free from defects in materials and workmanship for a period of 1 year. Should this unit be used under conditions other than those recommended, or any attempts made to service or modify the unit, then the warranty will be rendered void. The product you buy may sometimes differ slightly from illustrations. This warranty is in addition to, and does not affect, your statutory rights. If you have any problems with this product, please call our help desk on (0845) 459 4816.