




EH1868

18" (45cm) Chrome Air Circulator
with 3 Speed Settings



User Manual

Please Retain for Future Reference

IMPORTANT

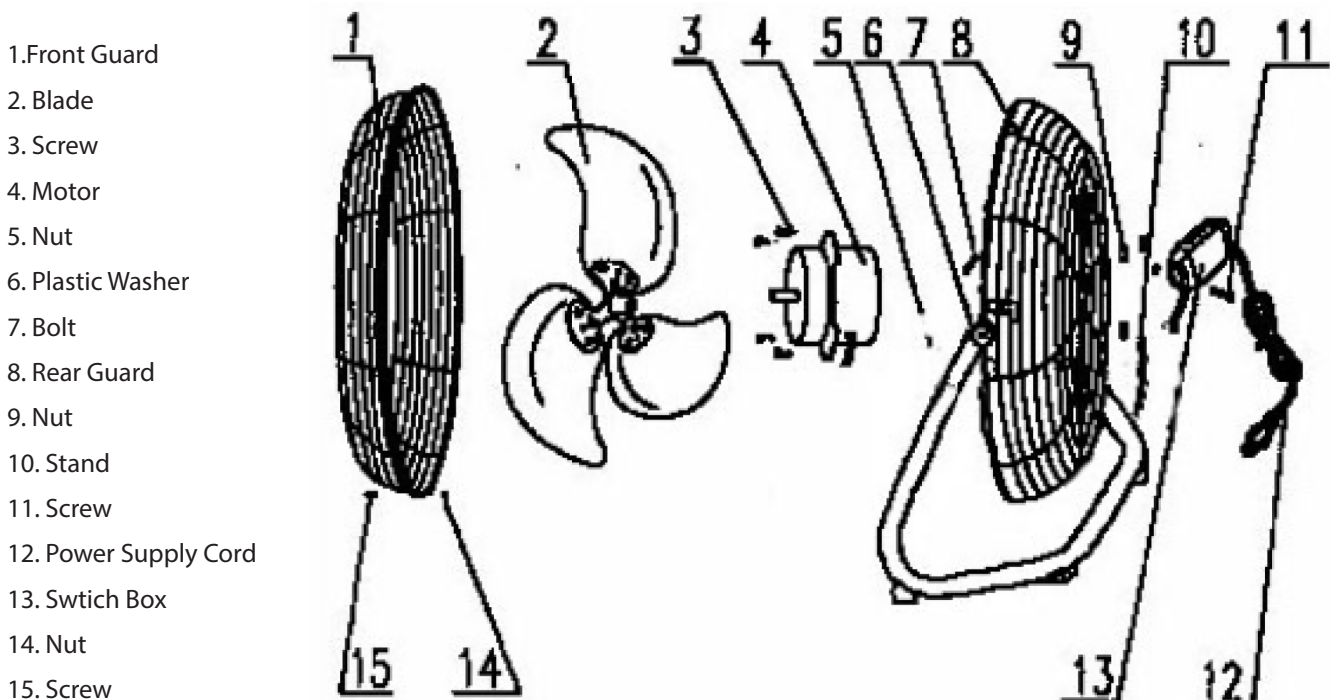
Installer and Users please note:

These instructions should be read carefully and left with the user of the product for future reference. The product and it's mains lead should be inspected before use for signs of damage. Do not use if there are any signs of damage, and consult your supplier for advice.

PRODUCT SAFETY

- This appliance can be used by children aged from 8 years and above and persons with reduced physical, sensory or mental capabilities or lack of experience and knowledge if they have been given supervision or instruction concerning use of the appliance in a safe way and understand the hazards involved.
- Children shall not play with the appliance.
- Cleaning and user maintenance shall not be made by children without supervision.
- Do not use in close proximity to gas appliances
- For indoor use only.
- Do not cover when in use.
- Do not place the mains lead beneath a carpet or rug.
- Do not use the appliance in locations where paint, petrol or other flammable liquids are used or stored.
- Do not insert any object into the appliance through the grilles. This may damage the appliance or result in overheating or electric shock.
- Do not use this appliance in the immediate surroundings of a bath, a shower or a swimming pool.
- The appliance is fitted with an overload cut-out which will operate if the motor overheats or is stalled. If this happens, disconnect from the mains supply immediately, and allow the motor to cool down.

IDENTIFICATION OF PARTS



OPERATION

- Plug the mains lead into a 13 Amp mains socket.
- If connecting via an extension lead, make sure that the lead is rated at 6 Amps or more, and that it is fully unwound
- Tilt the fan to the required angle
- Switch the appliance on at the mains socket.
- Turn the rotary switch to the speed required: Low, Medium or High
- It is normal for the motor to become warm in normal use.
- Unplug the appliance from the mains when not in use.

OPERATING COSTS

At time of going to press, the average cost of electricity is £0.15 per unit (kilowatt-hour). The amount you are being charged will be shown on your electricity bill. At this cost, the EH1868 will cost 43p per day to run on the highest setting.

PAT TESTING

When used in an office environment, this product must be safety-tested yearly by a qualified electrician (PAT Tested) in order to comply with the Electricity at Work Regulations.

We recommend that it is PAT tested regularly when used in a domestic environment.

GENERAL SAFETY REQUIREMENTS

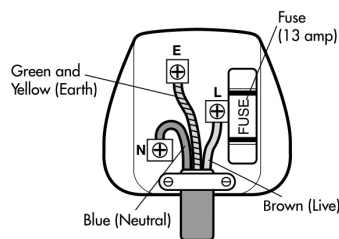
Domestic wiring must be tested periodically by a qualified electrician at least once every 10 years or at every change of occupancy.

For office and retail premises, and buildings such as village halls, the wiring must be inspected at least once every 5 years. It is recommended that all buildings be fitted with smoke alarms (it is mandatory for new buildings).

MAINTENANCE

Before cleaning, turn the appliance off, and disconnect from the mains supply. The appliance may then be cleaned using a damp cloth with a drop of washing-up liquid to remove any dust or dirt from the case. Do not use stronger detergents or solvents as these may damage the paint finish.

Using a dry 1" (25 mm) paint-brush, remove any dust from the grilles.



If the mains lead is damaged, it must be replaced by the manufacturer or an authorised service centre.

If the mains plug needs to be replaced, proceed as follows;

- Connect the brown wire to the terminal labelled "L".
- Connect the blue wire to the terminal labelled "N".
- Make sure that the cord-grip is positioned correctly (over the outer sheath of the cable) and it fully tightened.

DISPOSAL AND RECYCLING

You must not dispose of this appliance with domestic household waste.

Most local authorities have specific collection systems for appliances and disposal is free of charge to the end-user.

When replacing an existing appliance with a similar new appliance your retailer may take the old appliance for disposal.

TECHNICAL SPECIFICATION

Dimensions:.....	540x215x560mm	Operating Current:.....	0.52A
Weight:.....	5.7kg	Air Speed:.....	3.95 m/s
Power Supply:.....	230V~	Noise:.....	65 dBA
Power Consumption:	120W (max)	Service Value:.....	0.89 m3/W.min
Air Flow:.....	5414 m3/h (max)		

SERVICE WARRANTY

Prem-i-Air guarantees the product free from defects in materials and workmanship for a period of 2 years.

Should this appliance be operated under conditions other than those recommended, at voltages other than the voltage indicated on the appliance, or any attempts made to service or modify the appliance, then the warranty will be rendered void.

The product you buy may sometimes differ slightly from illustrations. This warranty is in addition to, and does not affect, your statutory rights.

If you have any problems with this product, please call our Help Desk on **(0845) 459 4816**.