



Neck Massager



VM721AC

Fixing and Maintenance Instructions

**Please read all instructions before use.
Save these instructions for future reference.**

INTRODUCTION

Thank you for purchasing the Neck Massager from Aidapt.

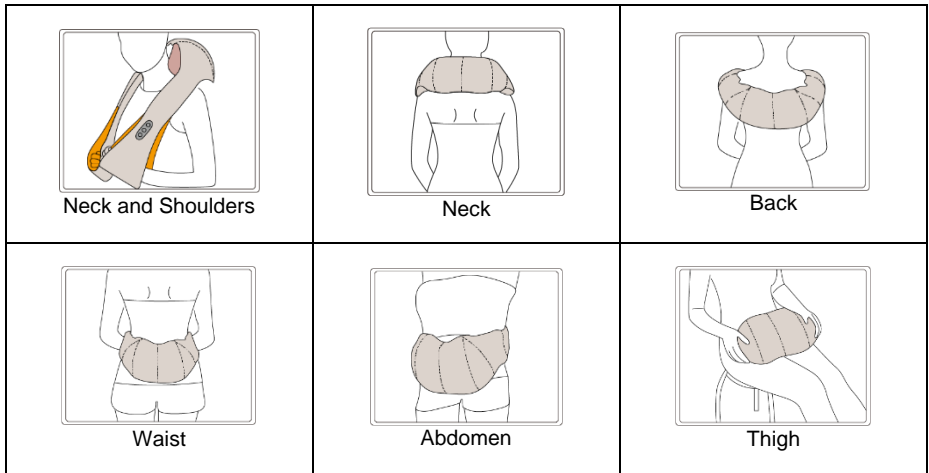
Please examine your product for any visible damage before use. If you see any damage or suspect a fault, please do not use and contact your supplier.

INTENDED USE

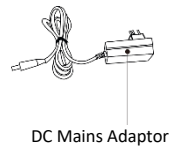
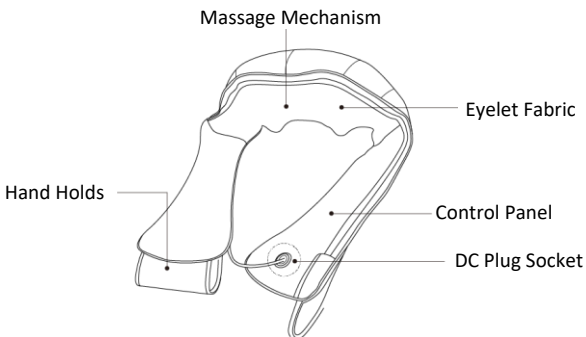
The Neck Massager is designed to target muscles in your shoulders and neck. It offers heat therapy, which can help stimulate blood circulation and help to warm muscles.

MASSAGE METHODS

The Neck Massager can be used on the following areas:



Parts (Fig 1)



IMPORTANT SAFEGUARDS:

When using electrical products, especially when children are present, basic safety precautions must always be followed. Please refer to cautions below:

- NEVER leave an appliance unattended when plugged in.
- ALWAYS unplug from outlet when not in use, before putting on and taking off attachments; or cleaning.
- DO NOT operate this appliance under a blanket or pillow. Excessive heating can cause fire, electrocution or injury to the user.
- This appliance should NOT be used by children.
- Children should not play with this appliance.
- DO NOT attempt to disassemble or repair this appliance yourself, contact the supplier.
- DO NOT reach for an appliance that has fallen in water or any other liquids. Please switch off the mains and unplug the appliance immediately.
- The appliance must be kept dry, and do not operate in wet or moist conditions.
- Only use the appliance for its intended use as indicated within this user manual.
- The appliance is not a toy.
- NEVER operate the appliance if it has a damaged cord or plug. If it is not working properly, been damaged, or dropped in water, please return it to your provider for examination and repair.
- ALWAYS keep cord away from heated surfaces.
- DO NOT use outdoors.
- DO NOT operate where aerosol products or any other flammable fumes or gases are being used.
- To Disconnect, turn off, then remove plug from socket outlet.
- The appliance is for adult use only. For people with disabilities, individuals with pacemakers and pregnant women should consult a doctor before use.
- This product is not recommended for use by individuals who are Diabetic.
- Use extreme caution when using the heat function to avoid burning your skin.
- You should not use the heat function if you have sensitive skin.
- This appliance is not intended to be used by individuals with poor health. If you experience pain or discomfort while using this product, discontinue use immediately.
- DO NOT expose this appliance to direct sunlight.

FURTHER SAFETY PRECAUTIONS

- Do not use the product for more than 20 minutes at a time.
- Do not operate the controller with wet hands
- Do not leave unit outside, or expose to adverse weather conditions.
- Do not use if you have any medical conditions.
- Store unit in room temperature.
- Do not smoke while using this product.
- Only use the adaptor provided with the product.
- Not recommended for use on leather furniture.
- Do not use after a meal, it may cause discomfort.
- Do not use this product while operating other equipment or machinery.
- Do not use the product if undergoing medical treatment.
- Stop using the product if you experience pain or discomfort or any other abnormalities. Consult a physician.
- Do not use for therapeutic purposes.
- Do not bend or place heavy objects on the power cord.
- Do not disassemble product for repair.

- Turn the power off and unplug after use.
- Do not fall asleep while operating the product.
- Do not use the product if you are under the influence of alcohol or drugs.
- Stop use if you smell smoke or odours coming from the unit.

MAINTENANCE

- Please check periodically for any signs of damage and if in doubt contact your supplier.
- Please ensure the switch is turned off and the power plug is disconnected with the outlet.
- Please only use a dry or slightly moist cloth to clean the surfaces of the product.

CLEANING

The Neck Massager should be cleaned using a non-abrasive cleaner or mild detergent with a soft cloth only. Abrasive cleaners e.g. AJAX and/ or abrasive cleaning pads may seriously damage the product beyond repair and should not be used. Always ensure that you wipe dry the equipment.

INSTRUCTIONS FOR USE:

1. Insert the mains / 12V adaptor jack into the plug underneath the left handle strap of the unit. (Fig 1)
2. Plug into a 12V 2A outlet (Cigar Adaptor) or 230Vac Socket Outlet (DC Mains Adaptor) depending upon the adaptor being used.
3. Place unit into desired operating position.
4. Press the power button on the control pad to activate the massage unit. The heat function will also be active.
5. Press the direction control button (DR) to reverse the massage rotation. The rotation will change automatically after each 20s of operation.
6. To activate or de-activate the heat function, press the heat button on the control pad once.
7. Please note: the heat is set to a mild heat output for comfort only.
8. The unit will operate for continuously for approximately 15 minutes before turning itself off.

Control Panel



TECHNICAL INFORMATION

Net Weight	2.38kgs
Power Input	DC12V 2A via Cigar or Mains Adaptor Supplied.
Operation Timer Approximately	15 Minutes

IMPORTANT INFORMATION

The information given in this instruction booklet must not be taken as forming part of or establishing any contractual or other commitment by Aidapt Bathrooms Limited or its agents or its subsidiaries and no warranty or representation concerning the information is given.

Please exercise common sense and do not take any unnecessary risks when using this product; as the user you must accept liability for safety when using the product.

A copy of the instructions leaflet can be downloaded from our website.

Aidapt Bathrooms Ltd, Lancots Lane, Sutton Oak, St Helens, WA9 3EX
Telephone: +44 (0) 1744 745 020 • Fax: +44 (0) 1744 745 001 • Web: www.aidapt.com
Email: sales@aidapt.co.uk